



## Milestone XProtect Access : OnGuard Version 4.0 QuickStart

### Integration Capability

Product Name	Versions Supported
OnGuard	7.4 and up
Milestone XProtect®	2018 R2 and up

### OnGuard: Configuration Requirements

OnGuard must be configured to use Single Sign-On (SSO).

### OnGuard: Licensing Requirements

Type of Connection	OnGuard License Options Needed
Open Access	OpenAccess Integration (ITM-MLST-001) enabled with an expiration date Partner Integration (IPC-311-MLST01) enabled with an expiration date

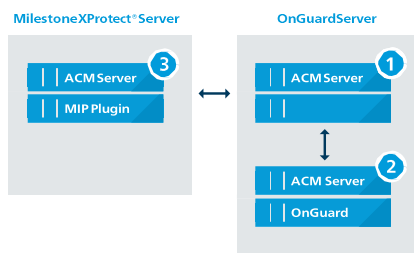
Consult the License Options section of the Milestone ACM OnGuard User Guide for more information about the 4.0 integration.

### Milestone XProtect®: Requirements

Milestone XProtect® Access Plugin <http://Download.milestonesys.com/LenelACM>

#### Milestone XProtect® Access Licensing

Base License	Part Number: XPA-BL
Device License for each managed door	Part Number: XPA-DL




### Installation of 3 independent packages:

#### OnGuard server

1. Milestone.ACMServer.x64.msi
2. Milestone.ACMServer.OnGuard.msi

#### Milestone XProtect® Server

3. Milestone.ACMServer.MipPlugin.msi



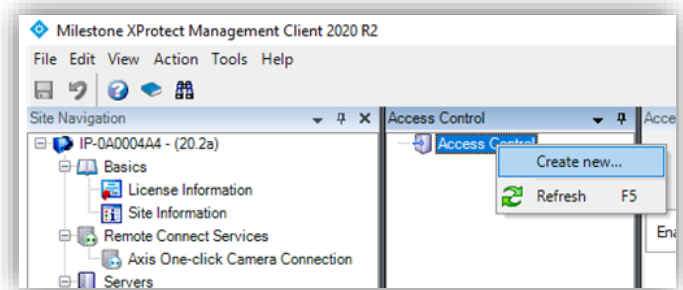
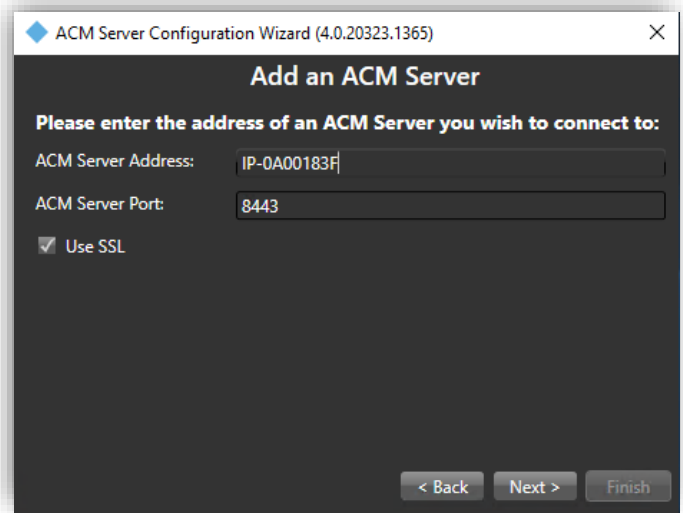
### Configuration

Run the ACM Server Configuration Wizard on the Milestone XProtect® Server to deploy the MIP plugin in XProtect®.

For more see the [User Guide](#).

### In the Management Client:

Create an instance of the XProtect Access OnGuard server.



### More Information

For more information, including details for each of these steps, see the Milestone ACM OnGuard User Guide.