



Milestone XProtect Access : OnGuard Version 3.5 QuickStart

Integration Capability

Product Name	Versions Supported
OnGuard	7.4 and up
Milestone XProtect®	2017 R3 and up

OnGuard: Configuration Requirements

OnGuard must be configured to use Single Sign-On (SSO).

OnGuard: Licensing Requirements

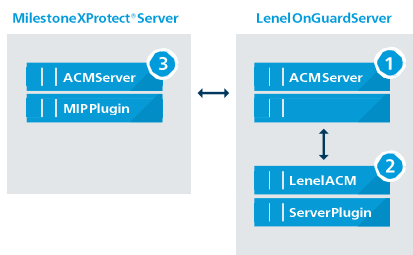
Type of Connection	OnGuard License Options Needed
Open Access	OpenAccess Integration (ITM-MLST-001) enabled with an expiration date Partner Integration (IPC-311-MLST01) enabled with an expiration date

Consult the License Options section of the Milestone ACM OnGuard User Guide for more information about the 3.5 integration and the supported connection modes.

Milestone XProtect®: Requirements

Milestone XProtect® Access Plugin <http://Download.milestonesys.com/LenelACM>

Milestone XProtect® Access Licensing	
Base License	Part Number: XPA-BL
Device License for each managed door	Part Number: XPA-DL



Installation of 3 independent packages:

OnGuard server

1. Milestone.ACMServer.msi
2. Milestone.ACMServer.OnGuard.msi.

Milestone XProtect® Server

3. Milestone.ACMServer.MipPlugin.msi.



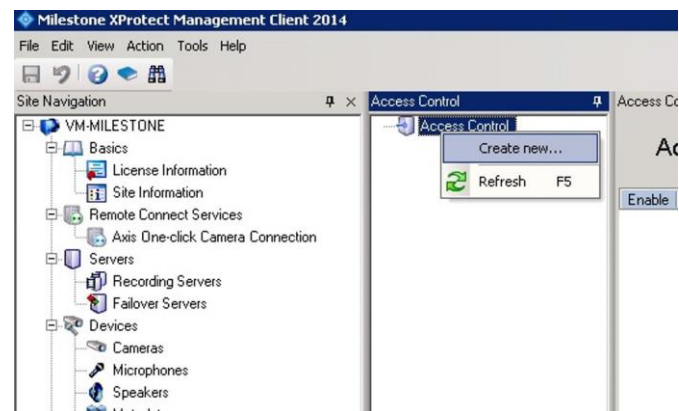
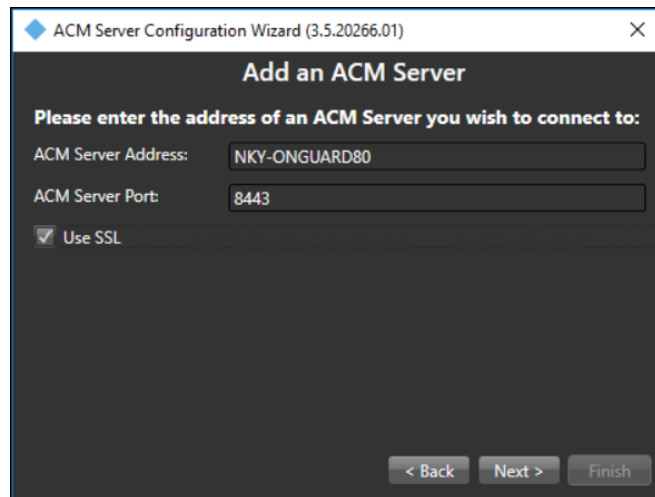
Configuration

Run the ACM Server Configuration Wizard on the Milestone XProtect® Server to deploy the necessary MIP plugin in XProtect®.

For more details see the User Guide.

In the Management Client:

Create an instance of the XProtect Access OnGuard server.



More Information

For more information, including details for each of these steps, see the Milestone ACM OnGuard User Guide.