



## Milestone XProtect Access : OnGuard Version 4.2 QuickStart

### Integration Capability

XProtect Access integration with OnGuard. View status of access control system, cardholders, controlled doors, readers and other devices in XProtect Smart Client. Control OnGuard hardware in XProtect. Trigger alarms, pop-ups, video display, recordings and events within XProtect from OnGuard actions.

Review version compatibility here: [OnGuard-XProtect-Access-Compatibility.pdf](#)

### OnGuard: Licensing Requirements

Type of Connection	OnGuard License Options Needed
Open Access	OpenAccess Integration (ITM-MLST-001) enabled with an expiration date Partner Integration (IPC-311-MLST01) enabled with an expiration date

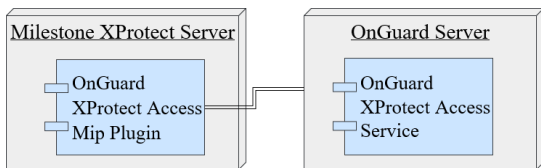
Consult the Milestone XPA OnGuard User Guide for more information about the 4.2 integration licenses.

### Milestone XProtect®: Requirements

Milestone XProtect® Access Plugin <http://Download.milestonesys.com/LenelS2XPA>

#### Milestone XProtect® Access Licensing

Base License	Part Number: XPA-BL
Device License for each managed door	Part Number: XPA-DL



### Installation of 2 independent software components:

#### OnGuard server

1. OnGuard XProtect Access Service

#### Milestone XProtect® Server

2. OnGuard XProtect Access Mip Plugin



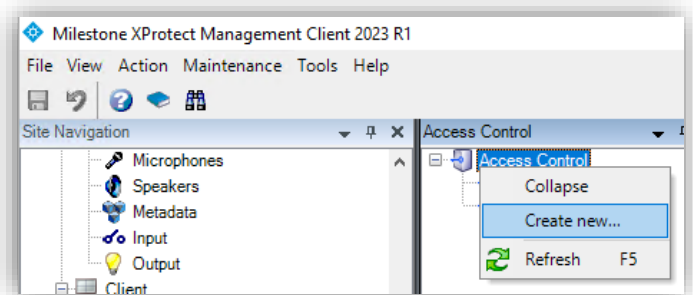
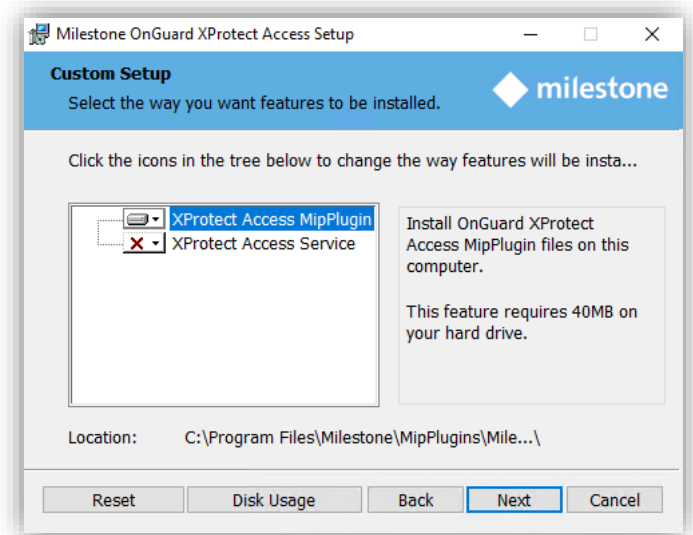
## Installation

Run the intelligent XProtectAccess.OnGuard.msi installer on both the LenelS2 OnGuard system, and the Milestone XProtect® Server to deploy the integration components

For more see the [User Guide](#).

## In the Management Client:

Create an instance of the OnGuard XProtect Access integration.



## More Information

For more information, including details for each of these steps, see the [Milestone XPA OnGuard User Guide](#).